

Town of Menasha Fire Department

Rapid Intervention Crew Standard Operating Guidelines

Purpose

- Provide rescue personnel
- Size dependant upon size and complexity of incident

Scope

- Meet NFPA 1500
- Wisconsin Department of Commerce
Chapter 30
- Town of Menasha Fire Department SOGs

Incentive

- He who sits and waits ... Also serves!!!
- Saving one firefighters life, is worth all the training

Definitions

- Accountability
- Command
- Crew
- IDLH
- Rescue Sector
- Distress Call
- RIT-Leader
- RIT-**C**hief
- RIT-**A**ir
- RIT-**R**ope
- RIT-**E**xtrication

Tools & Supplies

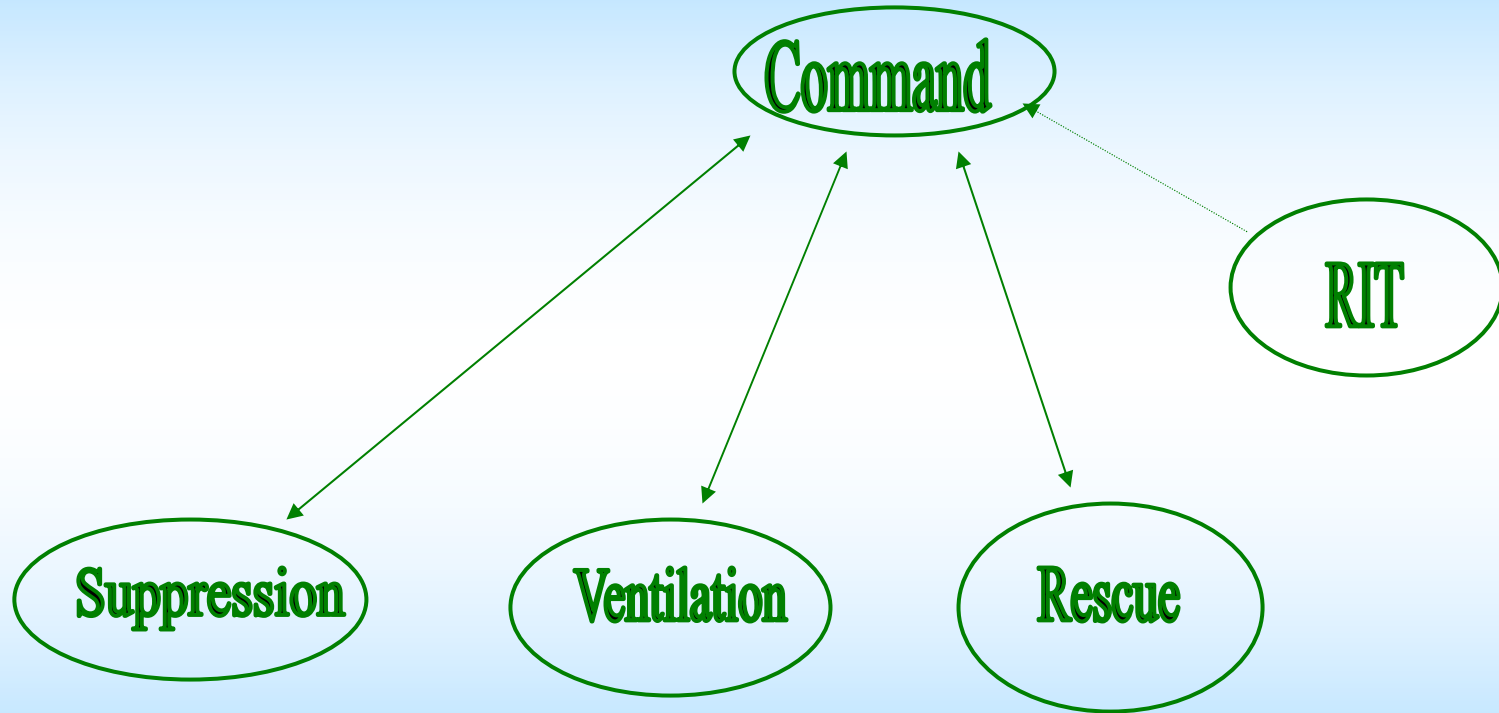
- RIT Air Bag
- Yellow Tarp
- Yellow Cone
- Axe
- Wire cutters
- Haligan Tool
- Extra Flashlight
- Saws
- Rescue rope
- Stokes basket
- Thermal Imaging Camera
- Hydraulic Tools
- Air bag, bottle & controls
- Additional air pack and mask

Training

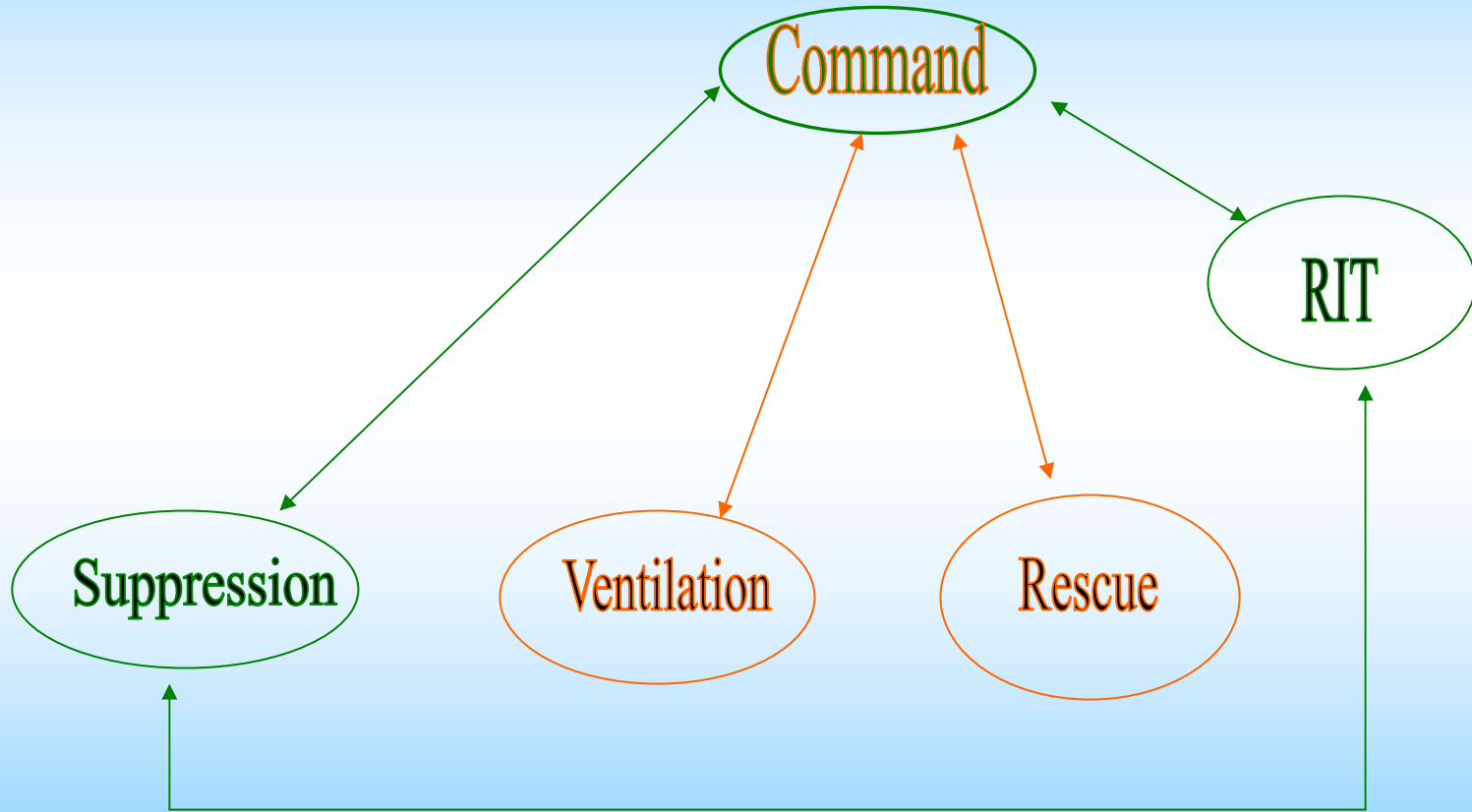
- Training should include but not be limited to:
 - Removing firefighters from the environment
 - Searching off a rope or hose line
 - Changing firefighter air supply
 - Forcible entry techniques
 - Thermal Imaging Camera search techniques

Communications

pre-RIT deployment

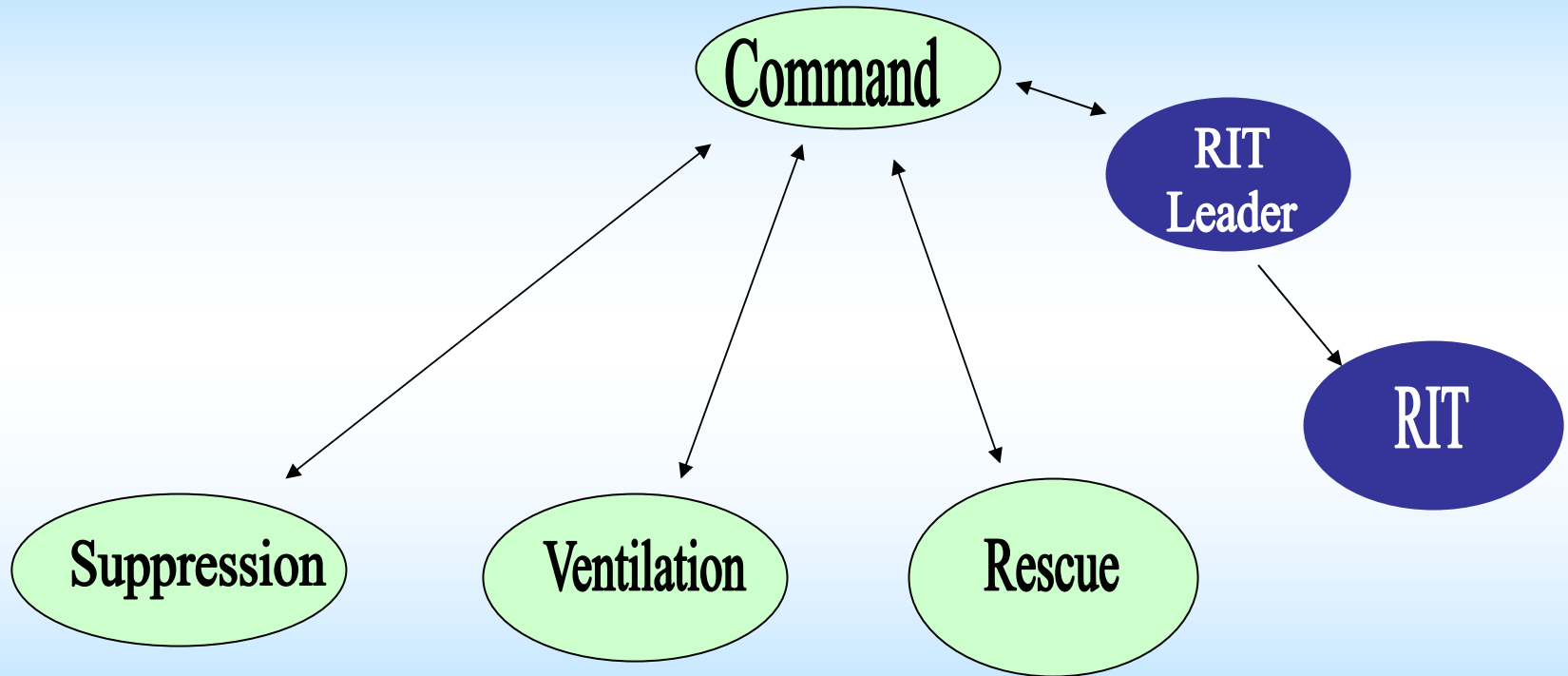


Communications during RIT deployment



Communications

RIT for Other Agencies

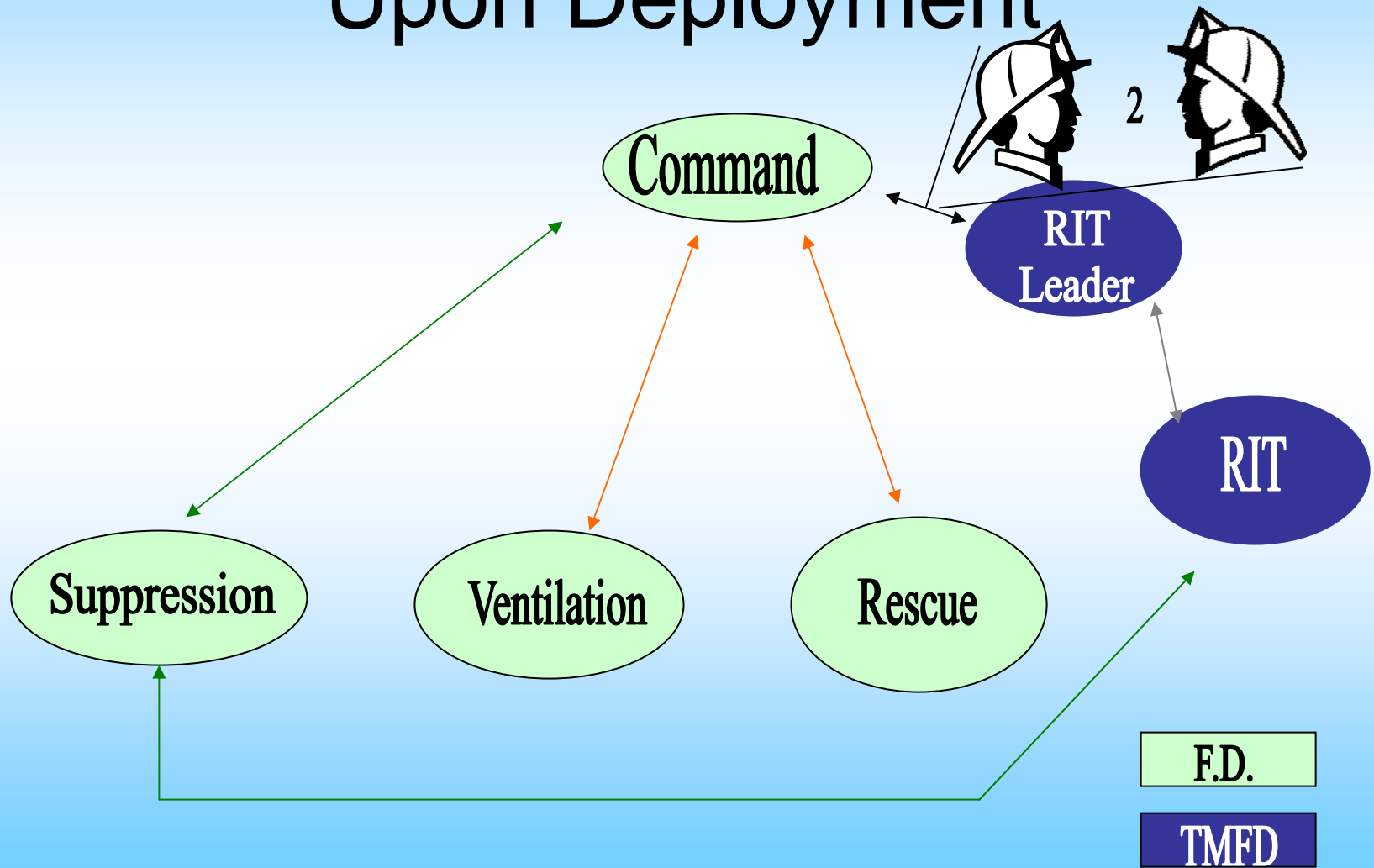


F.D.

TMFD

Communications

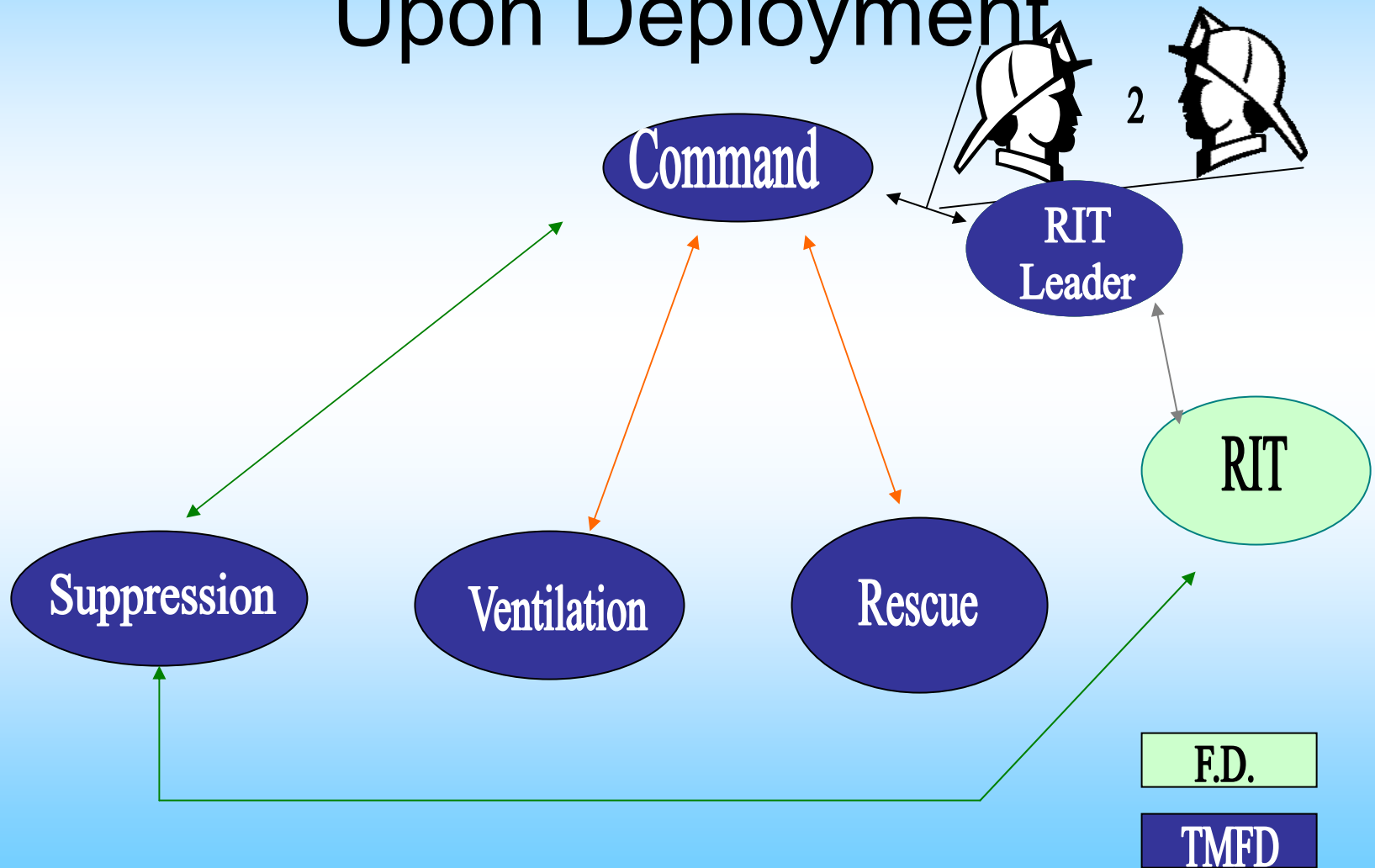
RIT for Other Agencies Upon Deployment



Communications

RIT by Other Agencies

Upon Deployment



Pre-Deployment Activities

- RIT Leader
 - Confer with Incident Commander
 - Communicate pertinent information to RIT Crew Chief
 - Acts as aid to Command
 - Ensures proper medical resources
 - Liaison between Command and RIT upon deployment

Pre-Deployment Activities

- RIT Crew Chief
 - Coordinates collection of equipment
 - Retrieves Accountability Board, portable radios, Thermal Imaging Camera
 - Performs 360 of incident developing strategy for deployment
 - Coordinates with RIT Leader

Pre-Deployment Activities

- RIT – Air
 - Retrieves
 - Spare air pack, spare air bottle(s) & extra flashlights
 - Verifies compatible air system
 - Assists other RIT setting up secondary egress points

Pre-Deployment Activities

- RIT Rope
 - Retrieves the following:
 - Rope bag, rope appliance bag and RIT tarp and set-up cones
 - Assesses quantity of rescue rope needed
 - Assists other RIT in setting up secondary egress points.

Pre-Deployment Activities

- RIT Extrication
 - Retrieves the following:
 - Hand tools, i.e., axe, haligan tool, bolt cutter, saw and ladder
 - Verifies appropriate extrication tools for construction type
 - Assists other RIT in setting up secondary egress points.

Deployment Operations

- Distress Call – HELP! HELP! HELP!
- Radio Traffic stops so IC can determine nature of emergency.
- Deployment of RIT initiated. (Rescue Sector)
- All non rescue operations change to second operations channel

Deployment Operations

- IC advises Comm-Center that RIT deployed and to tone out channel change.
 - IC establishes second RIT Team
- RIT Leader and RIT Crew chief communicate regarding rescue efforts based upon information received from distressed crew.

Deployment Operations

- RIT Chief
 - Maintain communications with RIT-Leader
 - Directs efforts of team in search and removal of firefighter.

Deployment Operations

- RIT-Air
 - Carry the rescue air equipment and change air bottle or pack
 - Ensures good air supply for down firefighter at all times.

Deployment Operations

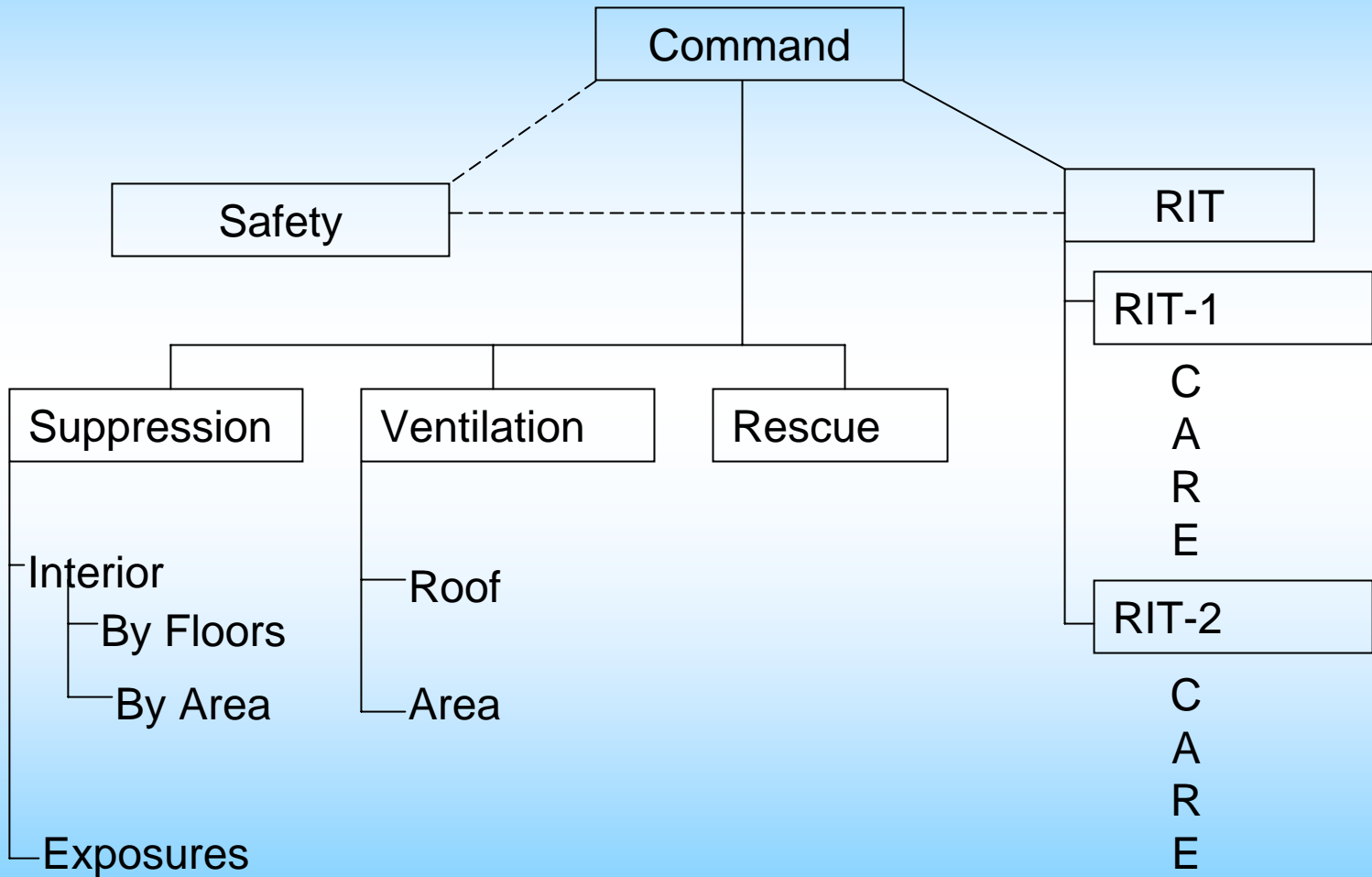
- RIT-Rope
 - Lead way into structure deploying rope.
 - Attempts to follow hoseline when applicable
 - Assist with removal of downed firefighter
 - Picks up search rope as exiting

Deployment Operations

- RIT-Extrication
 - Follows lead member to provide support in clearing path
 - Works to free downed firefighter
 - Assists in removal of downed firefighter



Command Structure



RIT Stand-down

- Only when potential need for search and rescue task are no longer pertinent as determined by the IC.

Post Incident Responsibilities

- RIT-Leader
 - Written Report
 - Name of FF in distress & location on fireground
 - Conditions prior to deployment
 - Conditions during rescue
 - Actions taken to perform rescue
 - Number of teams to perform rescue
 - Building design/area layout
 - RIT number and names of members
 - Any injuries sustained by RIT members
 - Any acts of bravery/heroism

Nobody's coming to rescue US...
REMEMBER
But US!