

*Managing Company Tactical
Operations:
DECISIONMAKING*



MCTO: Decisionmaking

OBJECTIVES

1. Identify the need to follow a logical thought process for decisionmaking and action planning.
2. Identify the three parts of the command sequence.
3. Identify the outcomes that follow from each of the three steps of the command sequence.
4. Identify the three incident priorities and the order in which they must be accomplished.

MCTO: Decisionmaking



- Problem Identification
- Action Planning
- Implementation
- Tasks
- Size-up
- Strategy and Tactics

*Let's go back 1 slide
and put them in the
correct order*

MCTO: Decisionmaking



- Size-up
- Problem Identification
- Strategy and Tactics
- Action Planning
- Implementation
- Tasks

The Emergency Scene Can be Confusing

- High demand to take immediate action.
- Limited resources on arrival.
- Many decisions to be made with minimal information.
- Radio traffic at its peak.

Dangers of being reactive



- Safety jeopardized.
- Problems not identified.
- Inefficient use of resources.
- Increases damage.

Points to Remember


- We respond to other people's mistakes
 - a. "We didn't start it."
 - b. "It's not our house/vehicle etc..."
- Don't compound other people's mistakes by making mistakes of your own.
- We only have one chance to do it right.

How to Stay Proactive

- Use a logical thought process at every incident.
- Take time to gather your thoughts and to settle down when you first arrive at an incident. A few seconds taken here can save hours in the history of an incident.
- GYST definition: **G**ather **Y**our **S**elf **T**ogether.

OVERVIEW OF THE COMMAND SEQUENCE





*What steps can fire department
personnel take during initial
actions ?*

COMMAND SEQUENCE



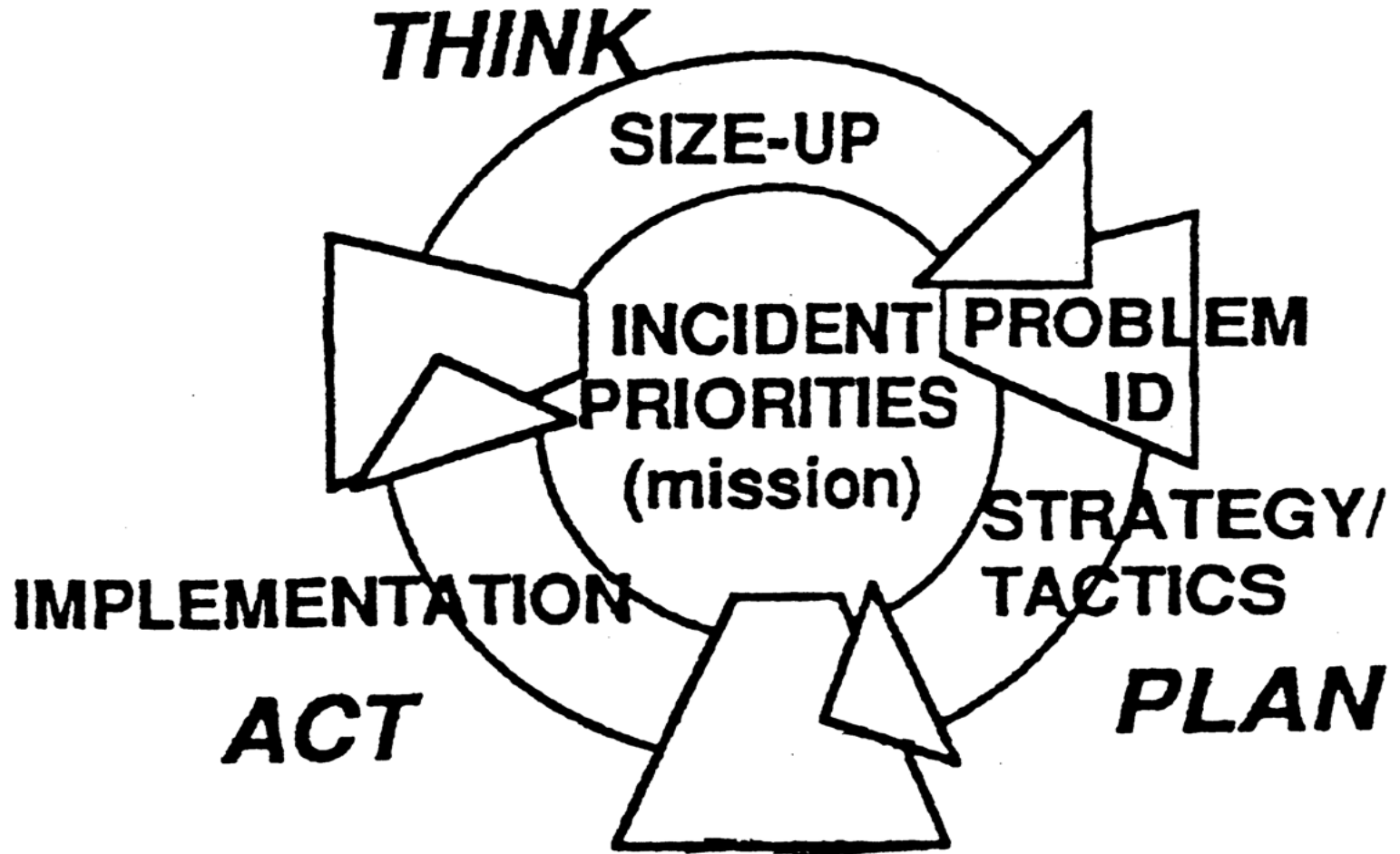
COMMAND SEQUENCE



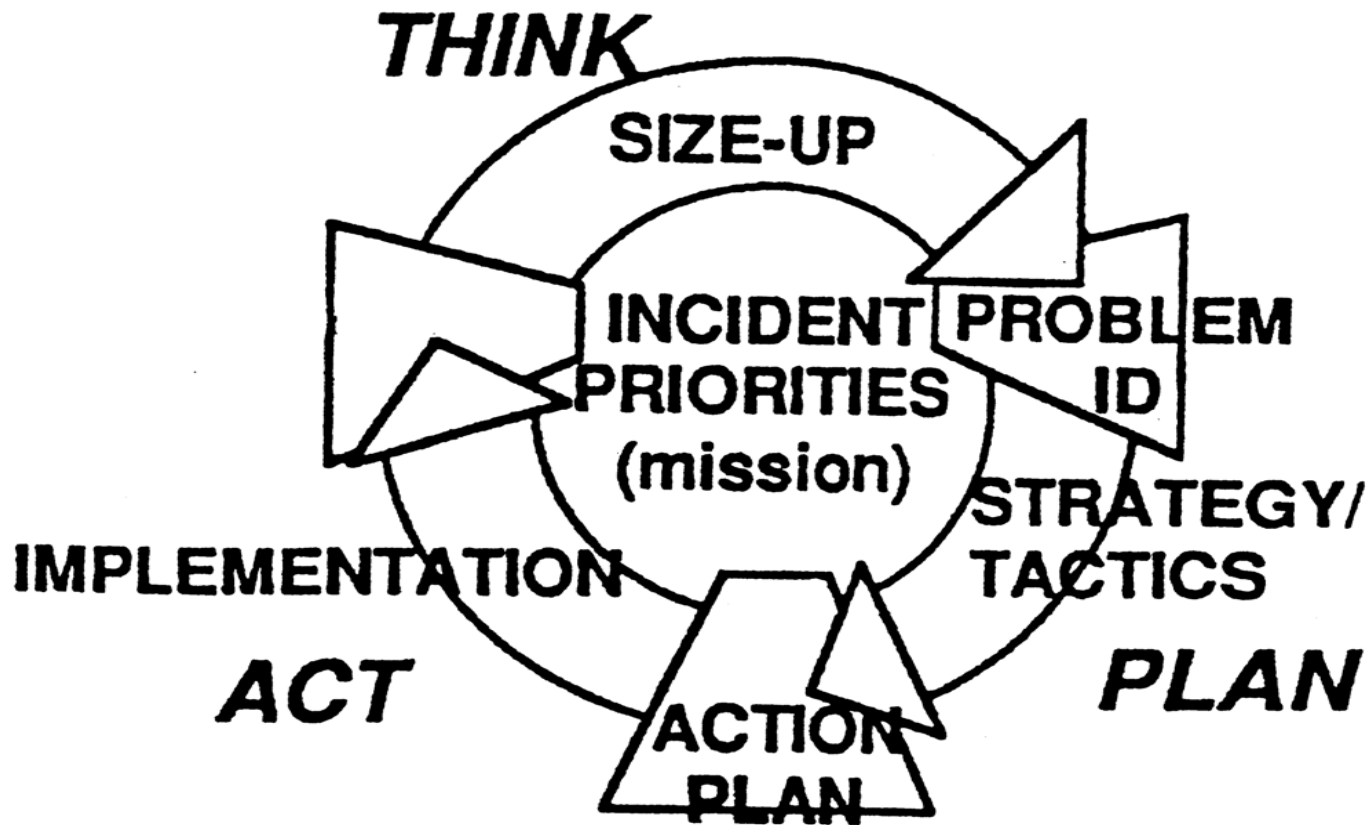
COMMAND SEQUENCE



COMMAND SEQUENCE



COMMAND SEQUENCE



COMMAND SEQUENCE






Conditions: Alarm at 0245 hours. Fire on floor 1 of a 2-story single-family dwelling of wood-frame construction, victim reported on 2nd floor.

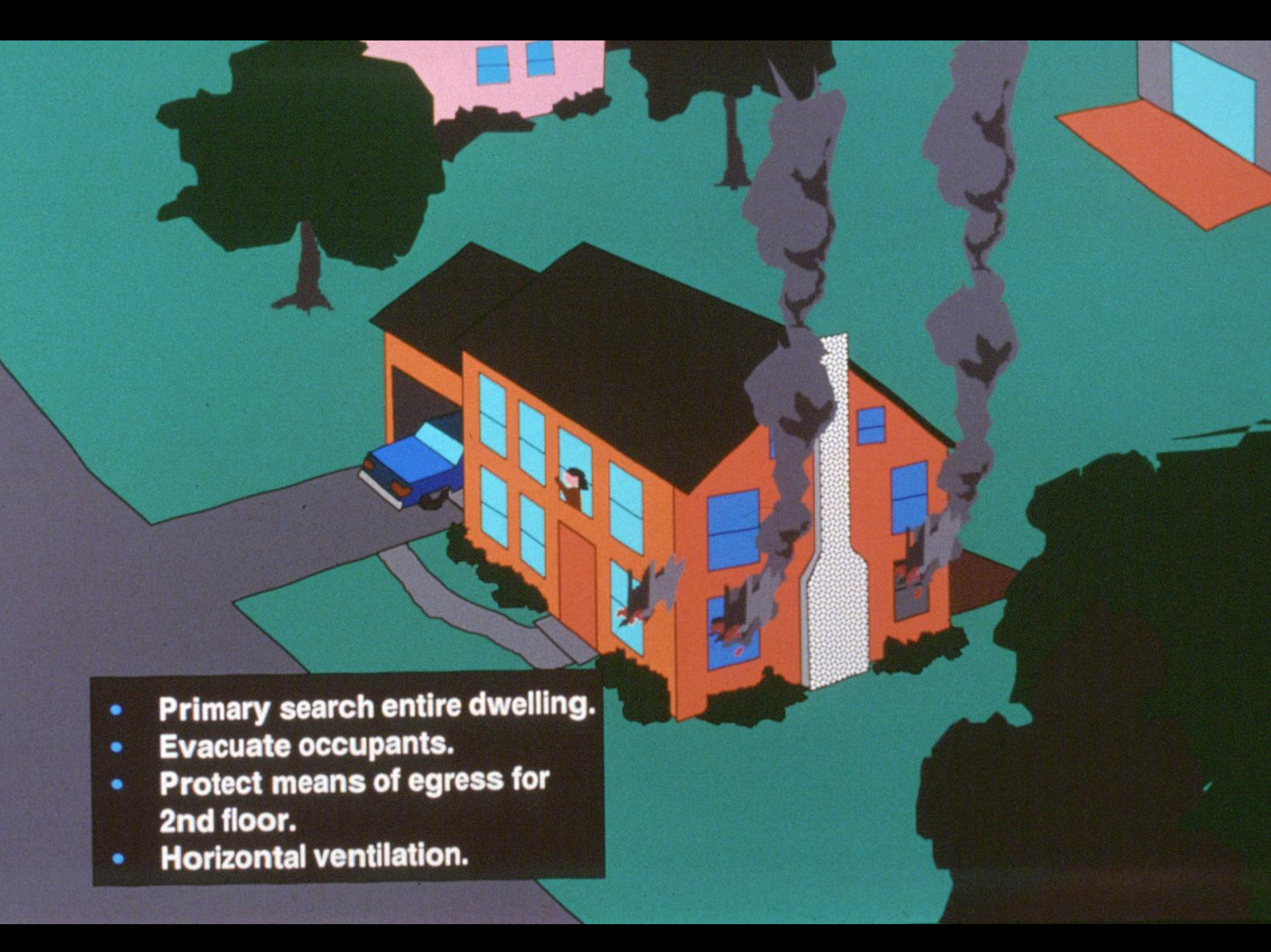


Problems: Rescue of possible victim(s), fire on 1st floor, and spread of heat, smoke, and fire to 2nd floor, additional damage to structure.



Initial Strategy for the Incident

- **Rescue victim on 2nd floor and conduct primary search.**

- 
- **Primary search entire dwelling.**
 - **Evacuate occupants.**
 - **Protect means of egress for 2nd floor.**
 - **Horizontal ventilation.**



- Conduct right hand search on 2nd floor.
- Do primary search on 1st floor.
- Advance 1 3/4" handline between fire and stairway.
- Provide 1 3/4" protective line for search crew.
- Provide positive horizontal ventilation on 1st and 2nd floors.
- Place ladder to 2nd floor window away from fire for secondary means of egress.

The command sequence is a guide to action planning



- Makes you think before you act.
- Helps keep IC in proactive mode.
- Assures that important considerations are not overlooked.

Must be used at every incident



- Becomes a matter habit.
- Most incidents are not complex; this allows you to learn without heavy stress.
- Under stress you will perform as you practice
- Once learned, decisionmaking is easier when you have the “big one.”

Summary



- The CO needs to follow a logical thought process at every incident to assure that incident decisions result in an effective action plan and promote the safety of personnel.